

ILLINOIS STATE BOARD OF EDUCATION
School Business Services Division

Accounting Basis:

☒ Cash
☐ Accrual

SCHOOL DISTRICT BUDGET FORM *
July 1, 2018 - June 30, 2019

Balanced budget, no deficit reduction
plan is required.

Date of Amended Budget:

(MM/DD/YY)

District Name:

Alton Community School District #11

District RCDT No:

41-057-0110-26

If your FY18 AFR states that you need to do a deficit reduction plan and your FY19 budget is balanced please state the measures you took to have your budget become balanced. (Bckgrnd-Assumpt 25-26)

Budget of Alton Community School District #11, County of Madison and Jersey,
State of Illinois, for the Fiscal Year beginning July 1, 2018 and ending June 30, 2019.

WHEREAS the Board of Education of Alton Community School District #11,
County of Madison and Jersey, State of Illinois, caused to be prepared in tentative form a budget, and the Secretary
of this Board has made the same conveniently available to public inspection for at least thirty days prior to final action thereon;
AND WHEREAS a public hearing was held as to such budget on the 18 day of September, 20 18,
notice of said hearing was given at least thirty days prior thereto as required by law, and all other legal requirements have been complied with;

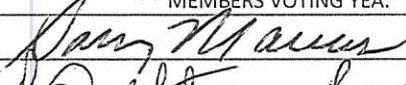
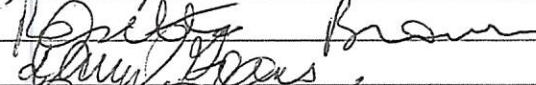
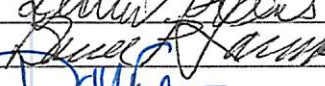

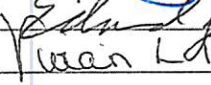


NOW, THEREFORE, Be it resolved by the Board of Education of said district as follows:

Section 1: That the fiscal year of this school district be and the same hereby is fixed and declared to be
beginning July 1, 2018 and ending June 30, 2019.

Section 2: That the following budget containing an estimate of amounts available in each Fund, separately, and expenditures from each be
and the same is hereby adopted as the budget of this school district for said fiscal year.

ADOPTION OF BUDGET

The budget shall be approved and signed below by members of the School Board. Adopted this 18th
day of September, 20 18 by a roll call vote of 7 Yeas, and 0 Nays, to wit:

** MEMBERS VOTING YEA:	** MEMBERS VOTING NAY:
	
	
	
	
	
	
	

* Based on the 23 Illinois Administrative Code-Part 100 and inconformity with Section 17-1 of the School Code.

** Type in the members who voted "YEA" nor "NAY". Actual school board member signatures are not required for electronic submission.

- (1) A certified copy of this document must be filed with the county clerk within 30 days of adoption as required by Section 18-50 of the Property Tax Code (35 ILCS 200/18-50).
- (2) Districts are required to submit the adopted/amended budget electronically to ISBE within 30 days of adoption or by October 30, whichever comes first. Budgets are submitted to School Finance Report (SFR): <https://sec1.isbe.net/attachmgr/default.aspx>
The electronic version does not require member signatures.

	A	B	C	D	E	F	G	H	I	J	K	L
1	Begin entering data on EstRev 5-10 and EstExp 11-17 tabs.											
2	Description: Enter Whole Numbers Only											
	Acct #	Educational (10)	Operations & (20)	Maintenance (30)	Debt Service (30)	Transportation (40)	Municipal (50)	Retirement/ Social (60)	Capital Projects (70)	Working Cash (80)	Tort (90)	Fire Prevention & Safety (90)
3	ESTIMATED BEGINNING FUND BALANCE July 1, 2018 ¹											
4	RECEIPTS/REVENUES											
5	LOCAL SOURCES											
6	FLOW-THROUGH RECEIPTS/REVENUES FROM ONE DISTRICT TO ANOTHER DISTRICT											
7	STATE SOURCES											
8	FEDERAL SOURCES											
9	Total Direct Receipts/Revenues ²											
10	Receipts/Revenues for "On Behalf" Payments ²											
11	Total Receipts/Revenues											
12	DISBURSEMENTS/EXPENDITURES											
13	INSTRUCTION											
14	SUPPORT SERVICES											
15	COMMUNITY SERVICES											
16	PAYMENTS TO OTHER DISTRICTS & GOVT UNITS											
17	DEBT SERVICES											
18	PROVISION FOR CONTINGENCIES											
19	Total Direct Disbursements/Expenditures ⁹											
20	Disbursements/Expenditures for "On Behalf" Payments ²											
21	Total Disbursements/Expenditures											
22	Excess of Direct Receipts/Revenues Over (Under) Direct Disbursements/Expenditures											
23	OTHER SOURCES/USES OF FUNDS											
24	OTHER SOURCES OF FUNDS (7000)											
25	PERMANENT TRANSFER FROM VARIOUS FUNDS											
26	Abolishment the Working Cash Fund ¹⁶											
27	Abatement of the Working Cash Fund ¹⁶											
28	Transfer of Working Cash Fund Interest											
29	Transfer Among Funds											
30	Transfer of Interest											
31	Transfer from Capital Projects Fund to O&M Fund											
32	Transfer of Excess Fire Prev & Safety Tax & Interest ³ Proceeds to O&M Fund											
33	Debt Service Fund											
34	SALE OF BONDS (7200)											
35	Principal on Bonds Sold ⁴											
36	Premium on Bonds Sold											
37	Accrued Interest on Bonds Sold											
38	Sale or Compensation for Fixed Assets ⁵											
39	Transfer to Debt Service to Pay Principal on Capital Leases											
40	Transfer to Debt Service Fund to Pay Interest on Revenue Bonds											
41	Transfer to Debt Service Fund to Pay Principal on Revenue Bonds											
42	Transfer to Debt Service Fund to Pay Interest on Revenue Bonds											
43	Transfer to Capital Projects Fund											
44	ISBE Loan Proceeds											
45	Other Sources Not Classified Elsewhere											
46	Total Other Sources of Funds ⁸											

	A	B	C	D	E	F	G	H	I	J	K	L
1	Begin entering data on EstRev 5-10 and EstExp 11-17 tabs.		(10)	(20)	(30)	(40)	(50)	(60)	(70)	(80)	(90)	
2	Description: Enter Whole Numbers Only	Acct #	Educational	Operations & Maintenance	Debt Service	Transportation	Municipal Retirement/ Social Security	Capital Projects	Working Cash	Tort	Fire Prevention & Safety	
47	OTHER USES OF FUNDS (8000)											
49	TRANSFER TO VARIOUS OTHER FUNDS (8100)											
50	Abolishment or Abatement of the Working Cash Fund ¹⁶	8110							350,000			
51	Transfer of Working Cash Fund Interest	8120							20,000			
52	Transfer Among Funds	8130										
53	Transfer of Interest ⁶	8140										
54	Transfer from Capital Projects Fund to O&M Fund	8150										
55	Transfer of Excess Fire Prev & Safety Tax & Interest ³ Proceeds to O&M Fund	8160										
56	Transfer of Excess Accumulated Fire Prev & Safety Bond ^{3a} and Int Proceeds to Debt Service Fund	8170										
57	Taxes Pledged to Pay Principal on Capital Leases	8410		345,911								
58	Grants/Reimbursements Pledged to Pay Principal on Capital Leases	8420										
59	Other Revenues Pledged to Pay Principal on Capital Leases	8430										
60	Fund Balance Transfers Pledged to Pay Principal on Capital Leases	8440		369,989								
61	Taxes Pledged to Pay Interest on Capital Leases	8510										
62	Grants/Reimbursements Pledged to Pay Interest on Capital Leases	8520										
63	Other Revenues Pledged to Pay Interest on Capital Leases	8530										
64	Fund Balance Transfers Pledged to Pay Interest on Capital Leases	8540		74,500								
65	Taxes Pledged to Pay Principal on Revenue Bonds	8610										
66	Grants/Reimbursements Pledged to Pay Principal on Revenue Bonds	8620										
67	Other Revenues Pledged to Pay Principal on Revenue Bonds	8630										
68	Fund Balance Transfers Pledged to Pay Principal on Revenue Bonds	8640										
69	Taxes Pledged to Pay Interest on Revenue Bonds	8710										
70	Grants/Reimbursements Pledged to Pay Interest on Revenue Bonds	8720										
71	Other Revenues Pledged to Pay Interest on Revenue Bonds	8730										
72	Fund Balance Transfers Pledged to Pay Interest on Revenue Bonds	8740										
73	Taxes Transferred to Pay for Capital Projects	8810										
74	Grants/Reimbursements Pledged to Pay for Capital Projects	8820										
75	Other Revenues Pledged to Pay for Capital Projects	8830										
76	Fund Balance Transfers Pledged to Pay for Capital Projects	8840										
77	Transfer to Debt Service Fund to Pay Principal on ISBE Loans	8910										
78	Other Uses Not Classified Elsewhere	8990										
79	Total Other Uses of Funds ⁹		0	790,400	0	0	0	0	370,000	0	0	
80	Total Other Sources/Uses of Fund		20,000	(790,400)	790,400	350,000	0	0	(370,000)	0	0	
81	ESTIMATED ENDING FUND BALANCE June 30, 2019		(2,445,909)	6,302,040	(138,259)	(568,184)	1,204,507	0	5,633,171	999,347	689,755	
82												
83	SUMMARY OF EXPENDITURES (by Major Object)											
84			(10)	(20)	(30)	(40)	(50)	(60)	(70)	(80)	(90)	
85	Description	Acct #	Educational	Operations & Maintenance	Debt Service	Transportation	Municipal Retirement/ Social Security	Capital Projects	Working Cash	Tort	Fire Prevention & Safety	Total By Object
86	Object Name											
87	Salaries	100	35,487,633	1,134,600		24,650		0		1,306,237	0	37,953,120
88	Employee Benefits	200	5,717,140	262,900		2,060	1,583,040	0		196,880	0	7,762,020
89	Purchased Services	300	6,946,653	602,850	0	5,908,900		0		1,463,500	10,525	14,932,428
90	Supplies & Materials	400	1,023,166	651,400		250,000		0		2,000	0	1,926,566
91	Capital Outlay	500	94,414	150,000		0		0		0	779,125	1,023,539
92	Other Objects	600	2,778,250	0	9,796,246	0	0	0		0	0	12,574,496
93	Non-Capitalized Equipment	700	2,750	0		0		0		35,000	0	37,750
94	Termination Benefits	800	75,000	0		0						75,000
95	Total Expenditures		52,125,006	2,801,750	9,796,246	6,185,610	1,583,040	0		3,003,617	789,650	76,284,919

	A	B	C	D	E	F	G	H	I	J	K
			(10)	(20)	(30)	(40)	(50)	(60)	(70)	(80)	(90)
	Description: Enter Whole Numbers Only	Acct #	Educational	Operations & Maintenance	Debt Service	Transportation	Municipal Retirement/ Social Security	Capital Projects	Working Cash	Tort	Fire Prevention & Safety
3	BEGINNING CASH BALANCE ON HAND July 1, 2018 ⁷		1,388,809	890,158	107,323	877,001	717,070		5,651,707	534,858	1,139,941
4	Total Direct Receipts & Other Sources ⁸		53,529,633	3,971,897	9,820,547	5,398,812	2,147,694	0	366,061	3,620,586	354,061
5	OTHER RECEIPTS										
6	Interfund Loans Payable (Loans from Other Funds)	411	4,600,000			600,000					
7	Interfund Loans Receivable (Repayment of Loans)	141		5,200,000							
8	Notes and Warrants Payable	433									
9	Other Current Assets	199									
10	Total Other Receipts		4,600,000	5,200,000	0	600,000	0	0	0	0	0
11	Total Direct Receipts, Other Sources, & Other Receipts		58,129,633	9,171,897	9,820,547	5,998,812	2,147,694	0	366,061	3,620,586	354,061
12	Total Amount Available		59,518,442	10,062,055	9,927,870	6,875,813	2,864,764	0	6,017,768	4,155,444	1,494,002
13	Total Direct Disbursements & Other Uses ⁹		52,125,006	3,592,150	9,796,246	6,185,610	1,583,040	0	370,000	3,003,617	789,650
14	OTHER DISBURSEMENTS										
15	Interfund Loans Receivable (Loans to Other Funds) ¹⁰	141		5,200,000							
16	Interfund Loans Payable (Repayment of Loans)	411	4,600,000			600,000					
17	Notes and Warrants Payable	433									
18	Other Current Liabilities	499									
19	Total Other Disbursements		4,600,000	5,200,000	0	600,000	0	0	0	0	0
20	Total Direct Disbursements, Other Uses, & Other Disbursements		56,725,006	8,792,150	9,796,246	6,785,610	1,583,040	0	370,000	3,003,617	789,650
21	ENDING CASH BALANCE ON HAND June 30, 2019 ⁷		2,793,436	1,269,905	131,624	90,203	1,281,724	0	5,647,768	1,151,827	704,352

	A	B	C	D	E	F	G	H	I	J	K
1	Description: Enter Whole Numbers Only	Acct #	(10) Educational	(20) Operations & Maintenance	(30) Debt Service	(40) Transportation	(50) Municipal Retirement/ Social Security	(60) Capital Projects	(70) Working Cash	(80) Tort	(90) Fire Prevention & Safety
2											
3	RECEIPTS/REVENUES FROM LOCAL SOURCES (1000)										
4	AD VALOREM TAXES LEVIED BY LOCAL EDUCATION AGENCY	1100									
5	Designated Purposes Levies ¹¹ (1110-1170)	-	14,874,171	3,613,386	8,532,932	1,383,644	1,829,869		345,911	3,613,386	345,911
6	Leasing Purposes Levy ¹²	1130		345,911							
7	Special Education Purposes Levy	1140	276,729								
8	FICA and Medicare Only Levies	1150									
9	Area Vocational Construction Purposes Levy	1160									
10	Summer School Purposes Levy	1170									
11	Other Tax Levies (Describe & Itemize)	1190									
12	Total Ad Valorem Taxes Levied by District		15,150,900	3,959,297	8,532,932	1,383,644	1,829,869	0	345,911	3,613,386	345,911
13	PAYMENTS IN LIEU OF TAXES	1200									
14	Mobile Home Privilege Tax	1210	6,000	1,600	3,000	600	500		150	1,200	150
15	Payments from Local Housing Authority	1220									
16	Corporate Personal Property Replacement Taxes ¹³	1230	4,149,863	11,000	20,000		75,000		20,000	6,000	8,000
17	Other Payments in Lieu of Taxes (Describe & Itemize)	1290									
18	Total Payments in Lieu of Taxes		4,155,863	12,600	23,000	600	75,500	0	20,150	7,200	8,150
19	TUITION	1300									
20	Regular Tuition from Pupils or Parents (In State)	1311	10,000								
21	Regular Tuition from Other Districts (In State)	1312									
22	Regular Tuition from Other Sources (In State)	1313									
23	Regular Tuition from Other Sources (Out of State)	1314									
24	Summer School Tuition from Pupils or Parents (In State)	1321	50,500								
25	Summer School Tuition from Other Districts (In State)	1322									
26	Summer School Tuition from Other Sources (In State)	1323									
27	Summer School Tuition from Other Sources (Out of State)	1324									
28	CTE Tuition from Pupils or Parents (In State)	1331									
29	CTE Tuition from Other Districts (In State)	1332									
30	CTE Tuition from Other Sources (In State)	1333									
31	CTE Tuition from Other Sources (Out of State)	1334									
32	Special Education Tuition from Pupils or Parents (In State)	1341									
33	Special Education Tuition from Other Districts (In State)	1342									
34	Special Education Tuition from Other Sources (In State)	1343									
35	Special Education Tuition from Other Sources (Out of State)	1344									
36	Adult Tuition from Pupils or Parents (In State)	1351									
37	Adult Tuition from Other Districts (In State)	1352									
38	Adult Tuition from Other Sources (In State)	1353									
39	Adult Tuition from Other Sources (Out of State)	1354									
40	Total Tuition		60,500								
41	TRANSPORTATION FEES	1400									
42	Regular Transportation Fees from Pupils or Parents (In State)	1411									
43	Regular Transportation Fees from Other Districts (In State)	1412									
44	Regular Transportation Fees from Other Sources (In State)	1413									
45	Regular Transportation Fees from Co-curricular Activities (In State)	1415				40,000					
46	Regular Transportation Fees from Other Sources (Out of State)	1416									
47	Summer School Transportation Fees from Pupils or Parents (In State)	1421									
48	Summer School Transportation Fees from Other Districts (In State)	1422									
49	Summer School Transportation Fees from Other Sources (In State)	1423									
50	Summer School Transportation Fees from Other Sources (Out of State)	1424									
51	CTE Transportation Fees from Pupils or Parents (In State)	1431									
52	CTE Transportation Fees from Other Districts (In State)	1432									
53	CTE Transportation Fees from Other Sources (In State)	1433									
54	CTE Transportation Fees from Other Sources (Out of State)	1434									
55	Special Education Transportation Fees from Pupils or Parents (In State)	1441									

	A	B	C	D	E	F	G	H	I	J	K
1			(10)	(20)	(30)	(40)	(50)	(60)	(70)	(80)	(90)
2	Description: Enter Whole Numbers Only	Acct #	Educational	Operations & Maintenance	Debt Service	Transportation	Municipal Retirement/ Social Security	Capital Projects	Working Cash	Tort	Fire Prevention & Safety
56	Special Education Transportation Fees from Other Districts (In State)	1442									
57	Special Education Transportation Fees from Other Sources (In State)	1443									
58	Special Education Transportation Fees from Other Sources (Out of State)	1444									
59	Adult Transportation Fees from Pupils or Parents (In State)	1451									
60	Adult Transportation Fees from Other Districts (In State)	1452									
61	Adult Transportation Fees from Other Sources (In State)	1453									
62	Adult Transportation Fees from Other Sources (Out of State)	1454									
63	Total Transportation Fees					40,000					
64	EARNINGS ON INVESTMENTS	1500									
65	Interest on Investments	1510	40,000			2,500	10,000				
66	Gain or Loss on Sale of Investments	1520									
67	Total Earnings on Investments		40,000	0	0	2,500	10,000	0	0	0	0
68	FOOD SERVICE	1600									
69	Sales to Pupils - Lunch	1611	68,000								
70	Sales to Pupils - Breakfast	1612									
71	Sales to Pupils - A la Carte	1613									
72	Sales to Pupils - Other (Describe & Itemize)	1614									
73	Sales to Adults	1620	16,250								
74	Other Food Service (Describe & Itemize)	1690									
75	Total Food Service		84,250								
76	DISTRICT/SCHOOL ACTIVITY INCOME	1700									
77	Admissions - Athletic	1711	33,200								
78	Admissions - Other	1719	9,900								
79	Fees	1720	32,500								
80	Book Store Sales	1730	600								
81	Other District/School Activity Revenue (Describe & Itemize)	1790									
82	Total District/School Activity Income		76,200	0							
83	TEXTBOOK INCOME	1800									
84	Rentals - Regular Textbooks	1811	215,000								
85	Rentals - Summer School Textbooks	1812									
86	Rentals - Adult/Continuing Education Textbooks	1813									
87	Rentals - Other (Describe)	1819									
88	Sales - Regular Textbooks	1821									
89	Sales - Summer School Textbooks	1822									
90	Sales - Adult/Continuing Education Textbooks	1823									
91	Sales - Other (Describe & Itemize)	1829									
92	Other (Describe & Itemize)	1890									
93	Total Textbooks		215,000								
94	OTHER REVENUE FROM LOCAL SOURCES	1900									
95	Rentals	1910	66,700								
96	Contributions and Donations from Private Sources	1920	1,100								
97	Impact Fees from Municipal or County Governments	1930									
98	Services Provided Other Districts	1940									
99	Refund of Prior Years' Expenditures	1950									
100	Payments of Surplus Moneys from TIF Districts	1960									
101	Drivers' Education Fees	1970	56,000								
102	Proceeds from Vendors' Contracts	1980									
103	School Facility Occupation Tax Proceeds	1983			2,000						
104	Payment from Other Districts	1991									
105	Sale of Vocational Projects	1992									

	A	B	C	D	E	F	G	H	I	J	K
1											
2	Description: Enter Whole Numbers Only	Acct #	(10) Educational	(20) Operations & Maintenance	(30) Debt Service	(40) Transportation	(50) Municipal Retirement/ Social Security	(60) Capital Projects	(70) Working Cash	(80) Tort	(90) Fire Prevention & Safety
106	Other Local Fees (Describe & Itemize)	1993									
107	Other Local Revenues (Describe & Itemize)	1999	305,000								
108	Total Other Revenue from Local Sources		428,800	0	2,000	0	0	0	0	0	0
109	Total Receipts/Revenues from Local Sources	1000	20,211,513	3,971,897	8,557,932	1,426,744	1,915,369	0	366,061	3,620,586	354,061
110	FLOW-THROUGH RECEIPTS/REVENUES FROM ONE DISTRICT TO ANOTHER DISTRICT (2000)										
111	Flow-Through Revenue from State Sources	2100									
112	Flow-Through Revenue from Federal Sources	2200									
113	Other Flow-Through Revenue (Describe & Itemize)	2300									
114	Total Flow-Through Receipts/Revenues From One District to Another District	2000	0	0		0	0				
115	RECEIPTS/REVENUES FROM STATE SOURCES (3000)										
116	UNRESTRICTED GRANTS-IN-AID (3001-3099)										
117	Evidence Based Funding Formula (Section 18-8.15)	3001	21,422,870								
118	Reorganization Incentives (Accounts 3005-3021)	3005									
119	Fast Growth District Grants	3030									
120	Other Unrestricted Grants-In-Aid From State Sources (Describe & Itemize)	3099									
121	Total Unrestricted Grants-In-Aid		21,422,870	0	0	0	0	0		0	0
122	RESTRICTED GRANTS-IN-AID (3100-3900)										
123	SPECIAL EDUCATION										
124	Special Education - Private Facility Tuition	3100	650,000								
125	Special Education - Funding for Children Requiring Sp Ed Services	3105									
126	Special Education - Personnel	3110									
127	Special Education - Orphanage - Individual	3120	300,000								
128	Special Education - Orphanage - Summer Individual	3130	15,600								
129	Special Education - Summer School	3145									
130	Special Education - Other (Describe & Itemize)	3199									
131	Total Special Education		965,600	0		0					
132	CAREER AND TECHNICAL EDUCATION (CTE)										
133	CTE - Technical Education - Tech Prep	3200									
134	CTE - Secondary Program Improvement (CTEI)	3220	115,300								
135	CTE - WECEP	3225									
136	CTE - Agriculture Education	3235	2,500								
137	CTE - Instructor Practicum	3240									
138	CTE - Student Organizations	3270									
139	CTE - Other (Describe & Itemize)	3299									
140	Total Career and Technical Education		117,800	0			0				
141	BILINGUAL EDUCATION										
142	Bilingual Education - Downstate - TPI and TBE	3305									
143	Bilingual Education - Downstate - Transitional Bilingual Education	3310									
144	Total Bilingual Education		0				0				
145	State Free Lunch & Breakfast	3360	35,000								
146	School Breakfast Initiative	3365									
147	Driver Education	3370	70,500								
148	Adult Education (from ICCB)	3410									
149	Adult Education - Other (Describe & Itemize)	3499									
150	TRANSPORTATION										
151	Transportation - Regular and Vocational	3500				1,493,025					
152	Transportation - Special Education	3510				1,825,043					
153	Transportation - Other (Describe & Itemize)	3599									
154	Total Transportation		0	0		3,318,068	0				

	A	B	C	D	E	F	G	H	I	J	K
1			(10)	(20)	(30)	(40)	(50)	(60)	(70)	(80)	(90)
2	Description: Enter Whole Numbers Only	Acct #	Educational	Operations & Maintenance	Debt Service	Transportation	Municipal Retirement/ Social Security	Capital Projects	Working Cash	Tort	Fire Prevention & Safety
155	Learning Improvement - Change Grants	3610									
156	Scientific Literacy	3660									
157	Truant Alternative/Optional Education	3695	80,000				1,000				
158	Early Childhood - Block Grant	3705	1,200,000			237,000	39,000				
159	Chicago General Education Block Grant	3766									
160	Chicago Educational Services Block Grant	3767									
161	School Safety & Educational Improvement Block Grant	3775									
162	Technology - Technology for Success	3780									
163	State Charter Schools	3815									
164	Extended Learning Opportunities - Summer Bridges	3825									
165	Infrastructure Improvements - Planning/Construction	3920									
166	School Infrastructure - Maintenance Projects	3925									
167	Other Restricted Revenue from State Sources (Describe & Itemize)	3999	70,000								
168	Total Restricted Grants-In-Aid		2,538,900	0	0	3,555,068	40,000	0	0	0	0
169	Total Receipts/Revenues from State Sources	3000	23,961,770	0	0	3,555,068	40,000	0	0	0	0
170	RECEIPTS/REVENUES FROM FEDERAL SOURCES (4000)										
171	UNRESTRICTED GRANTS-IN-AID RECEIVED DIRECTLY FROM FEDERAL GOVT. (4001-4009)										
172	Federal Impact Aid	4001	6,000								
173	Other Unrestricted Grants-In-Aid Received Directly from the Federal Govt. (Describe & Itemize)	4009									
174	Total Unrestricted Grants-In-Aid Received Directly from Fed Govt		6,000	0	0	0	0	0	0	0	0
175	RESTRICTED GRANTS-IN-AID RECEIVED DIRECTLY FROM FEDERAL GOVT (4045-4090)										
176	Head Start	4045									
177	Construction (Impact Aid)	4050									
178	MAGNET	4060									
179	Other Restricted Grants-In-Aid Received Directly from Federal Govt. (Describe & Itemize)	4090									
180	Total Restricted Grants-In-Aid Received Directly from Federal Govt.		0	0		0	0	0			0
181	RESTRICTED GRANTS-IN-AID RECEIVED FROM FEDERAL GOVT. THRU THE STATE (4100-4999)										
182	TITLE V										
183	Title V - Flexibility and Accountability	4100									
184	Title V - SEA Projects	4105									
185	Title V - Rural Education Initiative (REI)	4107									
186	Title V - Other (Describe & Itemize)	4199									
187	Total Title V		0	0		0	0				
188	FOOD SERVICE										
189	Breakfast Start-Up Expansion	4200									
190	National School Lunch Program	4210	2,475,000								
191	Special Milk Program	4215									
192	School Breakfast Program	4220	800,000								
193	Summer Food Service Admin/Program	4225	40,000								
194	Child and Adult Care Food Program	4226									
195	Fresh Fruit and Vegetables	4240									
196	Food Service - Other (Describe & Itemize)	4299									
197	Total Food Service		3,315,000				0				
198	TITLE I										
199	Title I - Low Income	4300	2,250,000			2,000	41,500				
200	Title I - Low Income - Neglected, Private	4305					200				

	A	B	C	D	E	F	G	H	I	J	K
1			(10)	(20)	(30)	(40)	(50)	(60)	(70)	(80)	(90)
2	Description: Enter Whole Numbers Only	Acct #	Educational	Operations & Maintenance	Debt Service	Transportation	Municipal Retirement/ Social Security	Capital Projects	Working Cash	Tort	Fire Prevention & Safety
201	Title I - Migrant Education	4340									
202	Title I - Other (Describe & Itemize)	4399									
203	Total Title I		2,250,000	0		2,000	41,700				
204	TITLE IV										
205	Title IV - Student Support & Academic Enrichment Grant	4400									
206	Title IV - 21st Century	4421	454,000			65,000	6,500				
207	Title IV - Other (Describe & Itemize)	4499									
208	Total Title IV		454,000	0		65,000	6,500				
209	FEDERAL - SPECIAL EDUCATION										
210	Federal Special Education - Preschool Flow-Through	4600	83,150				6,000				
211	Federal Special Education - Preschool Discretionary	4605									
212	Federal Special Education - IDEA Flow Through	4620	2,002,800				132,500				
213	Federal Special Education - IDEA Room & Board	4625									
214	Federal Special Education - IDEA Discretionary	4630									
215	Federal Special Education - IDEA - Other (Describe & Itemize)	4699									
216	Total Federal Special Education		2,085,950	0		0	138,500				
217	CTE - PERKINS										
218	CTE - Perkins-Title III E Tech Prep	4770	82,400								
219	CTE - Other (Describe & Itemize)	4799									
220	Total CTE - Perkins		82,400	0			0				
221	Federal - Adult Education	4810									
222	ARRA - General State Aid - Education Stabilization	4850									
223	ARRA - Title I - Low Income	4851									
224	ARRA - Title I - Neglected, Private	4852									
225	ARRA - Title I - Delinquent, Private	4853									
226	ARRA - Title I - School Improvement (Part A)	4854									
227	ARRA - Title I - School Improvement (Section 1003g)	4855									
228	ARRA - IDEA - Part B - Preschool	4856									
229	ARRA - IDEA - Part B - Flow-Through	4857									
230	ARRA - Title IID - Technology - Formula	4860									
231	ARRA - Title IID - Technology - Competitive	4861									
232	ARRA - McKinney - Vento Homeless Education	4862									
233	ARRA - Child Nutrition Equipment Assistance	4863									
234	Impact Aid Formula Grants	4864									
235	Impact Aid Competitive Grants	4865									
236	Qualified Zone Academy Bond Tax Credits	4866			472,215						
237	Qualified School Construction Bond Credits	4867									
238	Build America Bond Tax Credits	4868									
239	Build America Bond Interest Reimbursement	4869									
240	ARRA - General State Aid - Other Government Services Stabilization	4870									
241	Other ARRA Funds - II	4871									
242	Other ARRA Funds - III	4872									
243	Other ARRA Funds - IV	4873									
244	Other ARRA Funds - V	4874									
245	ARRA - Early Childhood	4875									
246	Other ARRA Funds - VII	4876									
247	Other ARRA Funds - VIII	4877									
248	Other ARRA Funds - IX	4878									
249	Other ARRA Funds - X	4879									
250	Other ARRA Funds - Ed Job Fund Program	4880									
251	Total Stimulus Programs		0	0	472,215	0	0	0		0	0

	A	B	C	D	E	F	G	H	I	J	K
1			(10)	(20)	(30)	(40)	(50)	(60)	(70)	(80)	(90)
2	Description: Enter Whole Numbers Only	Acct #	Educational	Operations & Maintenance	Debt Service	Transportation	Municipal Retirement/ Social Security	Capital Projects	Working Cash	Tort	Fire Prevention & Safety
252	Race to the Top Program	4901									
253	Race to the Top - Preschool Expansion Grant	4902									
254	Title III - Instruction for English Learners & Immigrant Students	4905									
255	Title III - English Language Acquisition	4909									
256	McKinney Education for Homeless Children	4920									
257	Title II - Eisenhower - Professional Development Formula	4930									
258	Title II - Teacher Quality	4932	323,000				2,525				
259	Federal Charter Schools	4960									
260	State Assessment Grants	4981									
261	Grant for State Assessments and Related Activities	4982									
262	Medicaid Matching Funds - Administrative Outreach	4991	155,000								
263	Medicaid Matching Funds - Fee-For-Service Program	4992	415,000								
264	Other Restricted Grants Received from Federal Government through State (Describe & Itemize)	4999	250,000				3,100				
265	Total Restricted Grants-In-Aid Received from Federal Govt. Thru the State		9,330,350	0	472,215	67,000	192,325	0		0	0
266	TOTAL RECEIPTS/REVENUES FROM FEDERAL SOURCES	4000	9,336,350	0	472,215	67,000	192,325	0	0	0	0
267	TOTAL DIRECT RECEIPTS/REVENUES		53,509,633	3,971,897	9,030,147	5,048,812	2,147,694	0	366,061	3,620,586	354,061

	A	B	C	D	E	F	G	H	I	J	K
1	Description: Enter Whole Numbers Only	Funct #	(100) Salaries	(200) Employee Benefits	(300) Purchased Services	(400) Supplies & Materials	(500) Capital Outlay	(600) Other Objects	(700) Non-Capitalized Equipment	(800) Termination Benefits	(900) Total
3	10 - EDUCATIONAL FUND (ED)										
4	INSTRUCTION (ED)	1000									
5	Regular Programs	1100	15,115,973	2,230,050	102,610	280,180		700			17,729,513
6	Tuition Payment to Charter Schools	1115									0
7	Pre-K Programs	1125	521,939	94,800	1,650	22,000					640,389
8	Special Education Programs (Functions 1200 - 1220)	1200	9,012,290	1,855,141	55,200	21,900					10,944,531
9	Special Education Programs Pre-K	1225	659,060	118,105	6,300	15,600					799,065
10	Remedial and Supplemental Programs K-12	1250	1,245,274	164,376	105,927	94,000					1,609,577
11	Remedial and Supplemental Programs Pre-K	1275									0
12	Adult/Continuing Education Programs	1300									0
13	CTE Programs	1400	625,000	58,273	13,502	72,426	60,154				829,355
14	Interscholastic Programs	1500	525,000	4,650	56,250	61,900		18,150			665,950
15	Summer School Programs	1600	128,450	1,850		250					130,550
16	Gifted Programs	1650									0
17	Driver's Education Programs	1700	69,300	9,300	1,000	3,550					83,150
18	Bilingual Programs	1800	100,000	1,500	200	1,850					103,550
19	Truant Alternative & Optional Programs	1900	70,850	8,100		5,500			2,750		87,200
20	Pre-K Programs - Private Tuition	1910						2,675,000			2,675,000
21	Regular K-12 Programs Private Tuition	1911									0
22	Special Education Programs K-12 Private Tuition	1912									0
23	Special Education Programs Pre-K Tuition	1913									0
24	Remedial/Supplemental Programs K-12 Private Tuition	1914									0
25	Remedial/Supplemental Programs Pre-K Private Tuition	1915									0
26	Adult/Continuing Education Programs Private Tuition	1916									0
27	CTE Programs Private Tuition	1917									0
28	Interscholastic Programs Private Tuition	1918									0
29	Summer School Programs Private Tuition	1919									0
30	Gifted Programs Private Tuition	1920									0
31	Bilingual Programs Private Tuition	1921									0
32	Truants Alternative/Opt Ed Programs Private Tuition	1922									0
33	Total Instruction¹⁴	1000	28,073,136	4,546,145	342,639	579,156	60,154	2,693,850	2,750	0	36,297,830
34	SUPPORT SERVICES (ED)	2000									
35	Support Services - Pupil	2100									
36	Attendance & Social Work Services	2110	717,350	101,950	300	250					819,850
37	Guidance Services	2120	255,550	63,061		1,000					319,611
38	Health Services	2130	244,100	33,350	227,000	16,000					520,450
39	Psychological Services	2140	450,000	38,700	7,000	1,000					496,700
40	Speech Pathology & Audiology Services	2150			116,000						116,000
41	Other Support Services - Pupils (Describe & Itemize)	2190									0
42	Total Support Services - Pupil	2100	1,667,000	237,061	350,300	18,250	0	0	0	0	2,272,611
43	Support Services - Instructional Staff	2200									
44	Improvement of Instruction Services	2210	412,568	66,153	186,542	14,941					680,204
45	Educational Media Services	2220	580,850	99,075	4,000	21,360					705,285
46	Assessment & Testing	2230	13,500		20,000						33,500
47	Total Support Services - Instructional Staff	2200	1,006,918	165,228	210,542	36,301	0	0	0	0	1,418,989
48	Support Services - General Administration	2300									
49	Board of Education Services	2310	6,009	3,494	194,690	122,000				75,000	401,193
50	Executive Administration Services	2320	212,700	11,850	7,750	3,900		2,500			238,700
51	Special Area Administration Services	2330	113,307	28,257	5,387	5,898					152,849
52	Tort Immunity Services	2360 - 2370									0
53	Total Support Services - General Administration	2300	332,016	43,601	207,827	131,798	0	2,500	0	75,000	792,742
54	Support Services - School Administration	2400									
55	Office of the Principal Services	2410	3,332,350	466,120	101,380	166,081		6,550			4,072,481
56	Other Support Services - School Administration (Describe & Itemize)	2490									0
57	Total Support Services - School Administration	2400	3,332,350	466,120	101,380	166,081	0	6,550	0	0	4,072,481

	A	B	C	D	E	F	G	H	I	J	K
1	Description: Enter Whole Numbers Only	Funct #	(100) Salaries	(200) Employee Benefits	(300) Purchased Services	(400) Supplies & Materials	(500) Capital Outlay	(600) Other Objects	(700) Non-Capitalized Equipment	(800) Termination Benefits	(900) Total
2											
58	Support Services - Business	2500									
59	Direction of Business Support Services	2510	132,900	23,950	3,550	2,000		350			162,750
60	Fiscal Services	2520	105,550	40,100	950	1,200					147,800
61	Operation & Maintenance of Plant Services	2540	63,100	37,000	2,717,200						2,817,300
62	Pupil Transportation Services	2550			38,900						38,900
63	Food Services	2560	174,650	40,300	2,700,000	5,900	10,000				2,930,850
64	Internal Services	2570	44,450	12,200	1,100	2,000					59,750
65	Total Support Services - Business	2500	520,650	153,550	5,461,700	11,100	10,000	350	0	0	6,157,350
66	Support Services - Central	2600									
67	Direction of Central Support Services	2610									0
68	Planning, Research, Development & Evaluation Services	2620			2,500						2,500
69	Information Services	2630									0
70	Staff Services	2640	144,150	27,100	1,000	6,550					178,800
71	Data Processing Services	2660	192,350	34,250	174,500	38,200					439,300
72	Total Support Services - Central	2600	336,500	61,350	178,000	44,750	0	0	0	0	620,600
73	Other Support Services (Describe & Itemize)	2900	30,000	8,884	700	1,553					41,137
74	Total Support Services	2000	7,225,434	1,135,794	6,510,449	409,833	10,000	9,400	0	75,000	15,375,910
75	COMMUNITY SERVICES (ED)	3000	189,063	35,201	84,065	34,177	24,260				366,766
76	PAYMENTS TO OTHER DIST & GOVT UNITS (ED)	4000									
77	Payments to Other Dist & Govt Units (In-State)	4100									
78	Payments for Regular Programs	4110									0
79	Payments for Special Education Programs	4120									0
80	Payments for Adult/Continuing Education Programs	4130									0
81	Payments for CTE Programs	4140									0
82	Payments for Community College Programs	4170									0
83	Other Payments to In-State Govt Units (Describe & Itemize)	4190			9,500						9,500
84	Total Payments to Other Dist & Govt Units (In-State)	4100			9,500			0			9,500
85	Payments for Regular Programs - Tuition	4210									0
86	Payments for Special Education Programs - Tuition	4220						75,000			75,000
87	Payments for Adult/Continuing Education Programs - Tuition	4230									0
88	Payments for CTE Programs - Tuition	4240									0
89	Payments for Community College Programs - Tuition	4270									0
90	Payments for Other Programs - Tuition	4280									0
91	Other Payments to In-State Govt Units (Describe & Itemize)	4290									0
92	Total Payments to Other Dist & Govt Units - Tuition (In State)	4200						75,000			75,000
93	Payments for Regular Programs - Transfers	4310									0
94	Payments for Special Education Programs - Transfers	4320									0
95	Payments for Adult/Continuing Ed Programs - Transfers	4330									0
96	Payments for CTE Programs - Transfers	4340									0
97	Payments for Community College Program - Transfers	4370									0
98	Payments for Other Programs - Transfers	4380									0
99	Other Payments to In-State Govt Units - Transfers (Describe & Itemize)	4390									0
100	Total Payments to Other Dist & Govt Units-Transfers (In State)	4300			0			0			0
101	Payments to Other Dist & Govt Units (Out of State)	4400									0
102	Total Payments to Other Dist & Govt Units	4000			9,500			75,000			84,500
103	DEBT SERVICE (ED)	5000									
104	Debt Service - Interest on Short-Term Debt	5100									
105	Tax Anticipation Warrants	5110									0
106	Tax Anticipation Notes	5120									0
107	Corporate Personal Property Repl Tax Anticipated Notes	5130									0
108	State Aid Anticipation Certificates	5140									0
109	Other Interest on Short-Term Debt (Describe & Itemize)	5150									0
110	Total Debt Service - Interest on Short-Term Debt	5100						0			0
111	Debt Service - Interest on Long-Term Debt	5200									0
112	Total Debt Service	5000						0			0

	A	B	C	D	E	F	G	H	I	J	K
1	Description: Enter Whole Numbers Only	Funct #	(100) Salaries	(200) Employee Benefits	(300) Purchased Services	(400) Supplies & Materials	(500) Capital Outlay	(600) Other Objects	(700) Non-Capitalized Equipment	(800) Termination Benefits	(900) Total
2											
113	PROVISION FOR CONTINGENCIES (ED)	6000									0
114	Total Direct Disbursements/Expenditures		35,487,633	5,717,140	6,946,653	1,023,166	94,414	2,778,250	2,750	75,000	52,125,006
115	Excess (Deficiency) of Receipts/Revenues Over Disbursements/Expenditures										1,384,627
117	20 - OPERATIONS AND MAINTENANCE FUND (O&M)										
118	SUPPORT SERVICES (O&M)	2000									
119	Support Services - Pupil	2100									
120	Other Support Services - Pupils (Describe & Itemize)	2190									0
121	Support Services - Business	2500									
122	Direction of Business Support Services	2510									0
123	Facilities Acquisition & Construction Services	2530					150,000				150,000
124	Operation & Maintenance of Plant Services	2540	1,134,600	262,900	602,850	651,400					2,651,750
125	Pupil Transportation Services	2550									0
126	Food Services	2560									0
127	Total Support Services - Business	2500	1,134,600	262,900	602,850	651,400	150,000	0	0	0	2,801,750
128	Other Support Services (Describe & Itemize)	2900									0
129	Total Support Services	2000	1,134,600	262,900	602,850	651,400	150,000	0	0	0	2,801,750
130	COMMUNITY SERVICES (O&M)	3000									0
131	PAYMENTS TO OTHER DIST & GOVT UNITS (O&M)	4000									
132	Payments to Other Dist & Govt Units (In-State)	4100									
133	Payments for Regular Programs	4110									0
134	Payments for Special Education Programs	4120									0
135	Payments for CTE Program	4140									0
136	Other Payments to In-State Govt Units (Describe & Itemize)	4190									0
137	Total Payments to Other Dist & Govt Units (In-State)	4100			0			0			0
138	Payments to Other Dist & Govt Units (Out of State) ¹⁴	4400									0
139	Total Payments to Other Dist & Govt Unit	4000			0			0			0
140	DEBT SERVICE (O&M)	5000									
141	Debt Service - Interest on Short-Term Debt	5100									
142	Tax Anticipation Warrants	5110									0
143	Tax Anticipation Notes	5120									0
144	Corporate Personal Prop Repl Tax Anticipated Notes	5130									0
145	State Aid Anticipation Certificates	5140									0
146	Other Interest on Short-Term Debt (Describe & Itemize)	5150									0
147	Total Debt Service - Interest on Short-Term Debt	5100						0			0
148	Debt Service - Interest on Long-Term Debt	5200									0
149	Total Debt Service	5000						0			0
150	PROVISION FOR CONTINGENCIES (O&M)	6000									0
151	Total Direct Disbursements/Expenditures		1,134,600	262,900	602,850	651,400	150,000	0	0	0	2,801,750
152	Excess (Deficiency) of Receipts/Revenues Over Disbursements/Expenditures										1,170,147
154	30 - DEBT SERVICE FUND (DS)										
155	PAYMENTS TO OTHER DIST & GOVT UNITS (DS)	4000									
156	Payments to Other Dist & Govt Units (In-State)	4100									
157	Payments for Regular Programs	4110									0
158	Payments for Special Education Programs	4120									0
159	Other Payments to In-State Govt Units (Describe & Itemize)	4190									0
160	Total Payments to Other Dist & Govt Units (In-State)	4000						0			0
161	DEBT SERVICE (DS)	5000									
162	Debt Service - Interest on Short-Term Debt	5100									
163	Tax Anticipation Warrants	5110									0
164	Tax Anticipation Notes	5120									0

	A	B	C	D	E	F	G	H	I	J	K
1	Description: Enter Whole Numbers Only	Funct #	(100) Salaries	(200) Employee Benefits	(300) Purchased Services	(400) Supplies & Materials	(500) Capital Outlay	(600) Other Objects	(700) Non-Capitalized Equipment	(800) Termination Benefits	(900) Total
165	Corporate Personal Prop Repl Tax Anticipation Notes	5130									0
166	State Aid Anticipation Certificates	5140									0
167	Other Interest on Short-Term Debt (Describe & Itemize)	5150									0
168	Total Debt Service - Interest On Short-Term Debt	5100						0			0
169	Debt Service - Interest on Long-Term Debt	5200						2,722,189			2,722,189
170	Debt Service - Payments of Principal on Long-Term Debt ¹⁵ (Lease/Purchase Principal Retired)	5300						7,074,057			7,074,057
171	Debt Service Other (Describe & Itemize)	5400									0
172	Total Debt Service	5000			0			9,796,246			9,796,246
173	PROVISION FOR CONTINGENCIES (DS)	6000									0
174	Total Direct Disbursements/Expenditures				0			9,796,246			9,796,246
175	Excess (Deficiency) of Receipts/Revenues Over Disbursements/Expenditures										(766,099)
176											
177	40 - TRANSPORTATION FUND (TR)										
178	SUPPORT SERVICES (TR)	2000									
179	Support Services - Pupils	2100									
180	Other Support Services - Pupils (Describe & Itemize)	2190									0
181	Support Services - Business										
182	Pupil Transportation Services	2550			5,908,900	250,000					6,158,900
183	Other Support Services (Describe & Itemize)	2900	24,650	2,060							26,710
184	Total Support Services	2000	24,650	2,060	5,908,900	250,000	0	0	0	0	6,185,610
185	COMMUNITY SERVICES (TR)	3000									0
186	PAYMENTS TO OTHER DIST & GOVT UNITS (TR)	4000									
187	Payments to Other Dist & Govt Units (In-State)	4100									
188	Payments for Regular Program	4110									0
189	Payments for Special Education Programs	4120									0
190	Payments for Adult/Continuing Education Programs	4130									0
191	Payments for CTE Programs	4140									0
192	Payments for Community College Programs	4170									0
193	Other Payments to In-State Govt Units (Describe & Itemize)	4190									0
194	Total Payments to Other Dist & Govt Units (In-State)	4100			0			0			0
195	Payments to Other Dist & Govt Units (Out-of-State) (Describe & Itemize)	4400									0
196	Total Payments to Other Dist & Govt Units	4000			0			0			0
197	DEBT SERVICE (TR)	5000									
198	Debt Service - Interest on Short-Term Debt	5100									
199	Tax Anticipation Warrants	5110									0
200	Tax Anticipation Notes	5120									0
201	Corporate Personal Prop Repl Tax Anticipation Notes	5130									0
202	State Aid Anticipation Certificates	5140									0
203	Other Interest on Short-Term Debt (Describe and Itemize)	5150									0
204	Total Debt Service - Interest On Short-Term Debt	5100						0			0
205	Debt Service - Interest on Long-Term Debt	5200									0
206	Debt Service - Payments of Principal on Long-Term Debt ¹⁵ (Lease/Purchase Principal Retired)	5300									0
207	Debt Service - Other (Describe and Itemize)	5400									0
208	Total Debt Service	5000						0			0
209	PROVISION FOR CONTINGENCIES (TR)	6000									0
210	Total Direct Disbursements/Expenditures		24,650	2,060	5,908,900	250,000	0	0	0	0	6,185,610
211	Excess (Deficiency) of Receipts/Revenues Over Disbursements/Expenditures										(1,136,798)
212											

	A	B	C	D	E	F	G	H	I	J	K
1	Description: Enter Whole Numbers Only	Func#	(100) Salaries	(200) Employee Benefits	(300) Purchased Services	(400) Supplies & Materials	(500) Capital Outlay	(600) Other Objects	(700) Non-Capitalized Equipment	(800) Termination Benefits	(900) Total
2											
213	50 - MUNICIPAL RETIREMENT/SOC SEC FUND (MR/SS)										
214	INSTRUCTION (MR/SS)	1000									
215	Regular Program	1100		300,000							300,000
216	Pre-K Programs	1125		25,650							25,650
217	Special Education Programs (Functions 1200-1220)	1200		536,450							536,450
218	Special Education Programs Pre-K	1225		26,010							26,010
219	Remedial and Supplemental Programs K-12	1250		3,250							3,250
220	Remedial and Supplemental Programs Pre-K	1275									0
221	Adult/Continuing Education Programs	1300									0
222	CTE Programs	1400		8,300							8,300
223	Interscholastic Programs	1500		18,350							18,350
224	Summer School Programs	1600		9,000							9,000
225	Gifted Programs	1650									0
226	Driver's Education Programs	1700		2,000							2,000
227	Bilingual Programs	1800		1,500							1,500
228	Truant Alternative & Optional Programs	1900		1,000							1,000
229	Total Instruction	1000		931,510							931,510
230	SUPPORT SERVICES (MR/SS)	2000									
231	Support Services - Pupil	2100									
232	Attendance & Social Work Services	2110		24,250							24,250
233	Guidance Services	2120		9,125							9,125
234	Health Services	2130		13,190							13,190
235	Psychological Services	2140		5,450							5,450
236	Speech Pathology & Audiology Services	2150									0
237	Other Support Services - Pupils (Describe & Itemize)	2190									0
238	Total Support Services - Pupil	2100		52,015							52,015
239	Support Services - Instructional Staff	2200									
240	Improvement of Instruction Services	2210		22,990							22,990
241	Educational Media Services	2220		21,950							21,950
242	Assessment & Testing	2230									0
243	Total Support Services - Instructional Staff	2200		44,940							44,940
244	Support Services - General Administration	2300									
245	Board of Education Services	2310									0
246	Executive Administration Services	2320		11,150							11,150
247	Special Area Administrative Services	2330		14,025							14,025
248	Claims Paid from Self Insurance Fund	2361		0							0
249	Workers' Compensation or Workers' Occupation Disease Acts Payments	2362		0							0
250	Unemployment Insurance Payments	2363		0							0
251	Insurance Payments (regular or self-insurance)	2364		0							0
252	Risk Management and Claims Services Payments	2365		0							0
253	Judgment and Settlements	2366		0							0
254	Educatl, Inspectl, Supervisory Serv. Related to Loss Prevention or Reduction	2367		57,450							57,450
255	Reciprocal Insurance Payments	2368		0							0
256	Legal Service	2369		0							0
257	Total Support Services - General Administration	2300		82,625							82,625
258	Support Services - School Administration	2400									
259	Office of the Principal Services	2410		156,525							156,525
260	Other Support Services - School Administration (Describe & Itemize)	2490		0							0
261	Total Support Services - School Administration	2400		156,525							156,525
262	Support Services - Business	2500									
263	Direction of Business Support Services	2510		5,450							5,450
264	Fiscal Services	2520		18,850							18,850
265	Facilities Acquisition & Construction Services	2530		0							0
266	Operation & Maintenance of Plant Service	2540		186,225							186,225
267	Pupil Transportation Services	2550		0							0
268	Food Services	2560		40,650							40,650
269	Internal Services	2570		5,250							5,250
270	Total Support Services - Business	2500		256,425							256,425

	A	B	C	D	E	F	G	H	I	J	K
1	Description: Enter Whole Numbers Only	Funct #	(100) Salaries	(200) Employee Benefits	(300) Purchased Services	(400) Supplies & Materials	(500) Capital Outlay	(600) Other Objects	(700) Non-Capitalized Equipment	(800) Termination Benefits	(900) Total
271	Support Services - Central	2600									
272	Direction of Central Support Services	2610		0							0
273	Planning, Research, Development & Evaluation Services	2620		0							0
274	Information Services	2630		0							0
275	Staff Services	2640		11,050							11,050
276	Data Processing Services	2660		32,550							32,550
277	Total Support Services - Central	2600		43,600							43,600
278	Other Support Services (Describe & Itemize)	2900		0							0
279	Total Support Services	2000		636,130							636,130
280	COMMUNITY SERVICES (MR/SS)	3000		15,400							15,400
281	PAYMENTS TO OTHER DIST & GOVT UNITS (MR/SS)	4000									
282	Payments for Regular Programs	4110									0
283	Payments for Special Education Programs	4120									0
284	Payments for CTE Programs	4140									0
285	Total Payments to Other Dist & Govt Units	4000		0							0
286	DEBT SERVICE (MR/SS)	5000									
287	Debt Service - Interest on Short-Term Debt	5100									
288	Tax Anticipation Warrants	5110									0
289	Tax Anticipation Notes	5120									0
290	Corporate Personal Prop Repl Tax Anticipation Notes	5130									0
291	State Aid Anticipation Certificates	5140									0
292	Other (Describe & Itemize)	5150									0
293	Total Debt Service	5000						0			0
294	PROVISION FOR CONTINGENCIES (MR/SS)	6000									0
295	Total Direct Disbursements/Expenditures			1,583,040				0			1,583,040
296	Excess (Deficiency) of Receipts/Revenues Over Disbursements/Expenditures										564,654
297											
298	60 - CAPITAL PROJECTS (CP)										
299	SUPPORT SERVICES (CP)	2000									
300	Support Services - Business										
301	Facilities Acquisition & Construction Services	2530									0
302	Other Support Services (Describe & Itemize)	2900									0
303	Total Support Services	2000	0	0	0	0	0	0	0		0
304	PAYMENTS TO OTHER DIST & GOVT UNITS (CP)	4000									
305	Payments to Other Dist & Govt Units (In-State)	4100									
306	Payments to Regular Programs	4110									0
307	Payment for Special Education Programs	4120									0
308	Payment for CTE Programs	4140									0
309	Payments to Other Govt Units (In-State) (Describe & Itemize)	4190									0
310	Total Payments to Other Districts & Govt Units	4000			0			0			0
311	PROVISION FOR CONTINGENCIES (CP)	6000									0
312	Total Direct Disbursements/Expenditures		0	0	0	0	0	0	0		0
313	Excess (Deficiency) of Receipts/Revenues Over Disbursements/Expenditures										0
314											
315	70 WORKING CASH FUND (WC)										
316											
317	80 - TORT FUND (TF)										
318	SUPPORT SERVICES - GENERAL ADMINISTRATION	2000									
319	Claims Paid from Self Insurance Fund	2361									0
320	Workers' Compensation or Workers' Occupational Disease Act Payments	2362			860,000						860,000
321	Unemployment Insurance Payments	2363			67,000						67,000
322	Insurance Payments (regular or self-insurance)	2364									0
323	Risk Management and Claims Services Payments	2365									0
324	Judgment and Settlements	2366									0

	A	B	C	D	E	F	G	H	I	J	K
1	Description: Enter Whole Numbers Only	Funct #	(100) Salaries	(200) Employee Benefits	(300) Purchased Services	(400) Supplies & Materials	(500) Capital Outlay	(600) Other Objects	(700) Non-Capitalized Equipment	(800) Termination Benefits	(900) Total
325	Educatl, Inspecrl, Supervisory Serv Related to Loss Prevention or Reduction	2367	1,306,237	196,880	500,000	2,000			35,000		2,040,117
326	Reciprocal Insurance Payments	2368									0
327	Legal Service	2369			36,500						36,500
328	Property Insurance (Building & Grounds)	2371									0
329	Vehicle Insurance (Transportation)	2372									0
330	Total Support Services - General Administration	2000	1,306,237	196,880	1,463,500	2,000	0	0	35,000		3,003,617
331	PAYMENTS TO OTHER DIST & GOVT UNITS (TF)	4000									
332	Payments for Regular Programs	4110									0
333	Payments for Special Education Programs	4120									0
334	Total Payments to Other Dist & Govt Units	4000						0			0
335	DEBT SERVICE (TF)	5000									
336	Debt Service - Interest on Short-Term Debt										
337	Tax Anticipation Warrants	5110									0
338	Corporate Personal Property Replacement Tax Anticipation Notes	5130									0
339	Other Interest or Short-Term Debt (Describe & Itemize)	5150									0
340	Total Debt Service	5000						0			0
341	PROVISION FOR CONTINGENCIES (TF)	6000									0
342	Total Direct Disbursements/Expenditures		1,306,237	196,880	1,463,500	2,000	0	0	35,000		3,003,617
343	Excess (Deficiency) of Receipts/Revenues Over Disbursements/Expenditures										616,969
344											
345	90 - FIRE PREVENTION & SAFETY FUND (FP&S)										
346	SUPPORT SERVICES (FP&S)	2000									
347	Support Services - Business	2500									
348	Facilities Acquisition & Construction Services	2530			10,525		779,125				789,650
349	Operation & Maintenance of Plant Service	2540									0
350	Total Support Services - Business	2500	0	0	10,525	0	779,125	0	0		789,650
351	Other Support Services (Describe & Itemize)	2900									0
352	Total Support Services	2000	0	0	10,525	0	779,125	0	0		789,650
353	PAYMENTS TO OTHER DISTRICTS & GOVT UNITS (FP&S)	4000									
354	Payments to Regular Programs	4110									0
355	Payments to Special Education Programs	4120									0
356	Other Payments to In-State Govt Units (Describe & Itemize)	4190									0
357	Total Payments to Other Districts & Govt Units (FPS)	4000						0			0
358	DEBT SERVICE (FP&S)	5000									
359	Debt Service - Interest on Short-Term Debt	5100									
360	Tax Anticipation Warrants	5110									0
361	Other Interest on Short-Term Debt (Describe & Itemize)	5150									0
362	Total Debt Service - Interest on Short-Term Debt	5100						0			0
363	Debt Service - Interest on Long-Term Debt	5200									0
364	Debt Service - Payments of Principal on Long-Term Debt ¹⁵ (Lease/Purchase Principal Retired)	5300									0
365	Total Debt Service	5000						0			0
366	PROVISIONS FOR CONTINGENCIES (FP&S)	6000									0
367	Total Direct Disbursements/Expenditures		0	0	10,525	0	779,125	0	0		789,650
368	Excess (Deficiency) of Receipts/Revenues Over Disbursements/Expenditures										(435,589)

This page is provided for detailed itemizations as requested within the body of the Report.

1. Revenue 1999- various fee payments, parking fees, refunds, reimbursements, general revenue
2. Revenue 3999- Receipts for the Illinois Step Grant
3. Revenue 4999- Receipts for the School Climate Grant
4. Expenditures 10 2900- Grant Expenditures
- 5 Expenditures 40 2900- Grant Expenditures

	A	B	C	D	E	F
1	DEFICIT BUDGET SUMMARY INFORMATION - Operating Funds Only					
2	Description	EDUCATIONAL FUND (10)	OPERATIONS & MAINTENANCE FUND (20)	TRANSPORTATION FUND (40)	WORKING CASH FUND (70)	TOTAL
3	Direct Revenues	53,509,633	3,971,897	5,048,812	366,061	62,896,403
4	Direct Expenditures	52,125,006	2,801,750	6,185,610		61,112,366
5	Difference	1,384,627	1,170,147	(1,136,798)	366,061	1,784,037
6	Estimated Fund Balance - June 30, 2019	(2,445,909)	6,302,040	(568,184)	5,633,171	8,921,118
7	Balanced budget, no deficit reduction plan is required.					
8	A deficit reduction plan is required if the local board of education adopts (or amends) the 2018-19 school district budget in which the "operating funds" listed above result in direct revenues (line 9) being less than direct expenditures (line 19) by an amount equal to or greater than one-third (1/3) of the ending fund balance (line 81).					
10	Note: The balance is determined using only the four funds listed above. That is, if the estimated ending fund balance is less than three times the deficit spending, the district must adopt and file with ISBE a deficit reduction plan to balance the shortfall within three years.					
12	The School Code, Section 17-1 (105 ILCS 5/17-1) - If the 2017-2018 Annual Financial Report (AFR) reflects a deficit as defined above (page 36), then the school district shall adopt and submit a deficit reduction plan (found here on page 20-24) to ISBE within 30 days after acceptance of the AFR.					
13	The deficit reduction plan, if required, is developed using ISBE guidelines and format.					

ILLINOIS STATE BOARD OF EDUCATION
School Business Services Division

	A	B	C	D	E	F	G
1	41057011026 District Number Alton Community School District #11 District Name		DEFICIT REDUCTION PLAN ESTIMATED BUDGET FY2018-2019				
2							
3							
4							
5							
6			Educational Fund	Operations & Maintenance Fund	Transportation Fund	Working Cash Fund	Total
7	ESTIMATED BEGINNING FUND BALANCE (must equal prior Ending Fund Balance)		(3,850,536)	5,922,293	218,614	5,637,110	7,927,481
8	RECEIPTS/REVENUES	Acct #					
9	LOCAL SOURCES	1000	20,211,513	3,971,897	1,426,744	366,061	25,976,215
10	FLOW-THROUGH RECEIPTS/REVENUES FROM ONE DISTRICT TO ANOTHER DISTRICT	2000	0	0	0		0
11	STATE SOURCES	3000	23,961,770	0	3,555,068	0	27,516,838
12	FEDERAL SOURCES	4000	9,336,350	0	67,000	0	9,403,350
13	Total Receipts/Revenues		53,509,633	3,971,897	5,048,812	366,061	62,896,403
14	DISBURSEMENTS/EXPENDITURES	Funct #					
15	INSTRUCTION	1000	36,297,830				36,297,830
16	SUPPORT SERVICES	2000	15,375,910	2,801,750	6,185,610		24,363,270
17	COMMUNITY SERVICES	3000	366,766	0	0		366,766
18	PAYMENTS TO OTHER DISTRICTS & GOVT. UNITS	4000	84,500	0	0		84,500
19	DEBT SERVICES	5000	0	0	0		0
20	PROVISION FOR CONTINGENCIES	6000	0	0	0		0
21	Total Disbursements/Expenditures		52,125,006	2,801,750	6,185,610		61,112,366
22	Excess of Receipts/Revenue Over/(Under) Disbursements/Expenditures		1,384,627	1,170,147	(1,136,798)	366,061	1,784,037
23	OTHER SOURCES/USES OF FUNDS						
24	OTHER SOURCES OF FUNDS (7000)		20,000	0	350,000	0	370,000
25	OTHER USES OF FUNDS (8000)		0	790,400	0	370,000	1,160,400
26	TOTAL OTHER SOURCES/USES OF FUNDS		20,000	(790,400)	350,000	(370,000)	(790,400)
27	ESTIMATED ENDING FUND BALANCE		(2,445,909)	6,302,040	(568,184)	5,633,171	8,921,118

ILLINOIS STATE BOARD OF EDUCATION
School Business Services Division

	A	B	H	I	J	K	L
1	41057011026 <i>District Number</i> <i>Alton Community School District #11</i> <i>District Name</i>		ESTIMATED BUDGET FY2019-2020				
2							
3							
4							
5			Educational Fund	Operations & Maintenance Fund	Transportation Fund	Working Cash Fund	Total
6							
7	ESTIMATED BEGINNING FUND BALANCE (must equal prior Ending Fund Balance)		(2,445,909)	6,302,040	(568,184)	5,633,171	8,921,118
8	RECEIPTS/REVENUES	Acct #					
9	LOCAL SOURCES	1000					0
10	FLOW-THROUGH RECEIPTS/REVENUES FROM ONE DISTRICT TO ANOTHER DISTRICT	2000					0
11	STATE SOURCES	3000					0
12	FEDERAL SOURCES	4000					0
13	Total Receipts/Revenues		0	0	0	0	0
14	DISBURSEMENTS/EXPENDITURES	Funct #					
15	INSTRUCTION	1000					0
16	SUPPORT SERVICES	2000					0
17	COMMUNITY SERVICES	3000					0
18	PAYMENTS TO OTHER DISTRICTS & GOVT. UNITS	4000					0
19	DEBT SERVICES	5000					0
20	PROVISION FOR CONTINGENCIES	6000					0
21	Total Disbursements/Expenditures		0	0	0		0
22	Excess of Receipts/Revenue Over/(Under) Disbursements/Expenditures		0	0	0	0	0
23	OTHER SOURCES/USES OF FUNDS						
24	OTHER SOURCES OF FUNDS (7000)						0
25	OTHER USES OF FUNDS (8000)						0
26	TOTAL OTHER SOURCES/USES OF FUNDS		0	0	0	0	0
27	ESTIMATED ENDING FUND BALANCE		(2,445,909)	6,302,040	(568,184)	5,633,171	8,921,118

ILLINOIS STATE BOARD OF EDUCATION
School Business Services Division

	A	B	M	N	O	P	Q
1	41057011026 <i>District Number</i> Alton Community School District #11 <i>District Name</i>		ESTIMATED BUDGET FY2020-2021				
2							
3							
4							
5							
6			Educational Fund	Operations & Maintenance Fund	Transportation Fund	Working Cash Fund	Total
7	ESTIMATED BEGINNING FUND BALANCE <i>(must equal prior Ending Fund Balance)</i>		(2,445,909)	6,302,040	(568,184)	5,633,171	8,921,118
8	RECEIPTS/REVENUES	Acct #					
9	LOCAL SOURCES	1000					0
10	FLOW-THROUGH RECEIPTS/REVENUES FROM ONE DISTRICT TO ANOTHER DISTRICT	2000					0
11	STATE SOURCES	3000					0
12	FEDERAL SOURCES	4000					0
13	Total Receipts/Revenues		0	0	0	0	0
14	DISBURSEMENTS/EXPENDITURES	Funct #					
15	INSTRUCTION	1000					0
16	SUPPORT SERVICES	2000					0
17	COMMUNITY SERVICES	3000					0
18	PAYMENTS TO OTHER DISTRICTS & GOVT. UNITS	4000					0
19	DEBT SERVICES	5000					0
20	PROVISION FOR CONTINGENCIES	6000					0
21	Total Disbursements/Expenditures		0	0	0		0
22	Excess of Receipts/Revenue Over/(Under) Disbursements/Expenditures		0	0	0	0	0
23	OTHER SOURCES/USES OF FUNDS						
24	OTHER SOURCES OF FUNDS (7000)						0
25	OTHER USES OF FUNDS (8000)						0
26	TOTAL OTHER SOURCES/USES OF FUNDS		0	0	0	0	0
27	ESTIMATED ENDING FUND BALANCE		(2,445,909)	6,302,040	(568,184)	5,633,171	8,921,118

ILLINOIS STATE BOARD OF EDUCATION
School Business Services Division

	A	B	R	S	T	U	V
1	41057011026 <i>District Number</i>		ESTIMATED BUDGET FY2021-2022				
2							
3							
4							
5	Alton Community School District #11 <i>District Name</i>						
6			Educational Fund	Operations & Maintenance Fund	Transportation Fund	Working Cash Fund	Total
7	ESTIMATED BEGINNING FUND BALANCE <i>(must equal prior Ending Fund Balance)</i>		(2,445,909)	6,302,040	(568,184)	5,633,171	8,921,118
8	RECEIPTS/REVENUES	Acct #					
9	LOCAL SOURCES	1000					0
10	FLOW-THROUGH RECEIPTS/REVENUES FROM ONE DISTRICT TO ANOTHER DISTRICT	2000					0
11	STATE SOURCES	3000					0
12	FEDERAL SOURCES	4000					0
13	Total Receipts/Revenues		0	0	0	0	0
14	DISBURSEMENTS/EXPENDITURES	Funct #					
15	INSTRUCTION	1000					0
16	SUPPORT SERVICES	2000					0
17	COMMUNITY SERVICES	3000					0
18	PAYMENTS TO OTHER DISTRICTS & GOVT. UNITS	4000					0
19	DEBT SERVICES	5000					0
20	PROVISION FOR CONTINGENCIES	6000					0
21	Total Disbursements/Expenditures		0	0	0		0
22	Excess of Receipts/Revenue Over/(Under) Disbursements/Expenditures		0	0	0	0	0
23	OTHER SOURCES/USES OF FUNDS						
24	OTHER SOURCES OF FUNDS (7000)						0
25	OTHER USES OF FUNDS (8000)						0
26	TOTAL OTHER SOURCES/USES OF FUNDS		0	0	0	0	0
27	ESTIMATED ENDING FUND BALANCE		(2,445,909)	6,302,040	(568,184)	5,633,171	8,921,118

ILLINOIS STATE BOARD OF EDUCATION
School Business Services Division

	A	B	W	X	Y	Z
1	41057011026 <i>District Number</i> Alton Community School District #11 <i>District Name</i>		SUMMARY BUDGET ADDENDUM - DEFICIT REDUCTION PLAN ESTIMATED BUDGET <i>Date of Adoption:</i> <i>(Enter as MM/DD/YY)</i>			
2						
3						
4						
5			FY2018-2019	FY2019-2020	FY2020-2021	FY2021-2022
6						
7	ESTIMATED BEGINNING FUND BALANCE (must equal prior Ending Fund Balance)		7,927,481	8,921,118	8,921,118	8,921,118
8	RECEIPTS/REVENUES	Acct #				
9	LOCAL SOURCES	1000	25,976,215	0	0	0
10	FLOW-THROUGH RECEIPTS/REVENUES FROM ONE DISTRICT TO ANOTHER DISTRICT	2000	0	0	0	0
11	STATE SOURCES	3000	27,516,838	0	0	0
12	FEDERAL SOURCES	4000	9,403,350	0	0	0
13	Total Receipts/Revenues		62,896,403	0	0	0
14	DISBURSEMENTS/EXPENDITURES	Funct #				
15	INSTRUCTION	1000	36,297,830	0	0	0
16	SUPPORT SERVICES	2000	24,363,270	0	0	0
17	COMMUNITY SERVICES	3000	366,766	0	0	0
18	PAYMENTS TO OTHER DISTRICTS & GOVT. UNITS	4000	84,500	0	0	0
19	DEBT SERVICES	5000	0	0	0	0
20	PROVISION FOR CONTINGENCIES	6000	0	0	0	0
21	Total Disbursements/Expenditures		61,112,366	0	0	0
22	Excess of Receipts/Revenue Over/(Under) Disbursements/Expenditures		1,784,037	0	0	0
23	OTHER SOURCES/USES OF FUNDS					
24	OTHER SOURCES OF FUNDS (7000)		370,000	0	0	0
25	OTHER USES OF FUNDS (8000)		1,160,400	0	0	0
26	TOTAL OTHER SOURCES/USES OF FUNDS		(790,400)	0	0	0
27	ESTIMATED ENDING FUND BALANCE		8,921,118	8,921,118	8,921,118	8,921,118

Deficit Reduction Plan-Background/Assumptions
Fiscal Year 2018-2019 through Fiscal Year 2021-2022

Alton Community School District #11	41057011026
--	--------------------

Please complete the following schedule and include a brief description to identify any areas of the budget that will be impacted from one year to the next. If the deficit reduction plan relies upon new local revenues, identify contingencies for further budget reductions which will be enacted in the event those new revenues are not available.

1. Background and Narrative of Budget Reductions:

2. Assumptions Used in the Deficit Reduction Plan:

- Foundation Levels for General State Aid:

- Equal Assessed Valuation and Tax Rates:

- Employee Salaries and Benefits:

- Short and Long Term Borrowing:

- Educational Impact:

- Other Assumptions:

- Has the district considered shared services or outsourcing (Ex: Transportation, Insurance) If yes please explain:

ESTIMATED LIMITATION OF ADMINISTRATIVE COSTS

(For Local Use Only)

This is an estimated Limitation of Administrative Costs Worksheet only and will not be accepted for Official Submission of the Limitation of Administrative Costs Worksheet.

The worksheet is intended for use during the budgeting process to estimate the district's percent increase of FY2019 budgeted expenditures over FY2018 actual expenditures. Budget information is copied to this page. Insert the prior year estimated actual expenditures to compute the estimated percentage increase (decrease).

The official Limitation of Administrative Costs Worksheet is attached to the end of the Annual Financial Report (ISBE Form 50-35) and may be submitted in conjunction with that report.

An official Limitation of Administrative Costs Worksheet can also be found on the ISBE website at:

[Limitation of Administrative Costs](#)

ESTIMATED LIMITATION OF ADMINISTRATIVE COSTS WORKSHEET				School District Name: Alton Community School District #11			
				RCDT Number: 41-057-0110-26			
(Section 17-1.5 of the School Code)							
		Estimated Actual Expenditures, Fiscal Year 2018			Budgeted Expenditures, Fiscal Year 2019		
Description (Enter Whole Numbers Only)	Funct #	(10) Educational Fund	(20) Operations & Maintenance Fund	Total	(10) Educational Fund	(20) Operations & Maintenance Fund	Total
1. Executive Administration Services	2320	220,808		220,808	238,700		238,700
2. Special Area Administration Services	2330	115,062		115,062	152,849		152,849
3. Other Support Services - School Administration	2490			0	0		0
4. Direction of Business Support Services	2510	141,142		141,142	162,750	0	162,750
5. Internal Services	2570	66,590		66,590	59,750		59,750
6. Direction of Central Support Services	2610			0	0		0
7. Deduct - Early Retirement or other pension obligations required by state law and include above				0			0
8. Totals		543,602	0	543,602	614,049	0	614,049
9. Estimated Percent Increase (Decrease) for FY2019 (Budgeted) over FY2018 (Actual)							13%

In accordance with the School Code, Section 10-20.2.1, all **school districts** are required to file a report listing 'vendor contracts' as an attachment to their budget. In this context, the term "vendor contracts" refers to "all contracts and agreements that pertain to goods and services that were intended to generate additional revenue and other remunerations for the school district in excess of \$1,000, including without limitation vending machine contracts, sports and other attire, class rings, and photographic services. The report is to list information regarding such contracts for the fiscal year immediately preceding the fiscal year of the budget. All such contracts executed on or after July 1, 2007 must be approved by the school board.

(Sheet is unprotected and can be re-formatted as needed, but must be used for submission)

[illegible]

Reference Description

- 1 Each fund balance should correspond to the fund balance reflected on the books as of June 30th - Balance Sheet Accounts #720 and #730 (audit figures, if available).
- 2 Accounting and Financial Reporting for Certain Grants and Other Financial Assistance. The "On-Behalf" Payments should only be reflected on this page (Budget Summary, Lines 10 and 20).
- 3 Requires the secretary of the school board to notify the county clerk (within 30 days of the transfer approval) to abate an equal amount of taxes to be next extended. See Sec. 10-22.14 & 17-2.11.
- 3^a Requires notification to the county clerk to abate an equal amount from taxes next extended. See section 10-22.14
- 4 Principal on Bonds Sold:
 - (1) Funding Bonds are to be entered in the fund or funds in which the liability occurs.
 - (2) Refunding Bonds can be entered in the Debt Services Fund only.
 - (3) Building Bonds can be entered in the Capital Projects Fund only.
 - (4) Fire Prevention and Safety Bonds can be entered in the Fire Prevention & Safety Fund only.
- 5

The proceeds from the sale of school sites, buildings, or other real estate shall be used first to pay the principal and interest on any outstanding bonds on the property being sold, and after all such bonds have been retired, the remaining proceeds from the sale next shall be used by the school board to meet any urgent district needs as determined under Sections 2-3.12 and 17-2.11 of the School Code. Once these issues have been addressed, any remaining proceeds may be used for any other authorized purpose and for deposit into any district fund.
- 6 The School Code, Section 10-22.44 prohibits the transfer of interest earned on the investment of "any funds for purposes of Illinois Municipal Retirement under the Pension Code." This prohibition does not include funds for Social Security and Medicare-only purposes. For additional requirements on interest earnings, see 23 Illinois Administrative Code, Part 100, Section 100.50.
- 7 Cash plus investments must be greater than or equal to zero.
- 8 For cash basis budgets, this total will equal the Budget Summary - Total Direct Receipts/Revenues (Line 9) plus Total Other Sources of Funds (Line 46).
- 9 For cash basis budgets, this total will equal the Budget Summary - Total Direct Disbursements/Expenditures (Line 19) plus Total Other Uses of Funds (Line 79).
- 10 Working Cash Fund loans may be made to any district fund for which taxes are levied (Section 20-5 of the School Code).
- 11 Include revenue accounts 1110 through 1115, 1117, 1118 & 1120.
- 12 The School Code Section 17-2.2c. Tax for leasing educational facilities or computer technology or both, and for temporary relocation expense purposes.
- 13 Corporate personal property replacement tax revenue must be first applied to the Municipal Retirement/Social Security Fund to replace tax revenue lost due to the abolition of the corporate personal property tax (30 ILCS 115/12). This provision does not apply to taxes levied for Medicare-Only purposes.
- 14 Only tuition payments made to private facilities. See Functions 4200 or 4400 for estimated public facility disbursements/expenditures.
- 15 Payment towards the retirement of lease/purchase agreements or bonded/other indebtedness (principal only) otherwise reported within the fund - e.g.: alternate revenue bonds. (Describe & Itemize)
- 16 Only abolishment of Working Cash Fund must transfer its funds directly to the Educational Fund upon adoption of a resolution and at the close of the current school Year (see 105 ILCS 5/20-8 for further explanation)
Only abatement of working cash fund can transfer its funds to any fund in most need of money
(see 105 ILCS 5/20-10 for further explanation)

CHECK FOR ERRORS	
This worksheet checks various cells to assure that selected items are in balance. Out-of-balance conditions are accompanied by an error message. Errors must be corrected before the budget is finalized and submitted to ISBE.	
Budget Item References	Message
Is Deficit Reduction Plan Required?	Congratulations! You have a balanced budget.
If required, is Deficit Reduction Plan Completed (Page: DefReductPlan 20-24)?	
1. Cover Page - CASH or ACCRUAL	
Check one type of Accounting Basis used on the Cover sheet.	CASH
2. Budget Summary: Other Sources (Page BudgetSum 2-3 - Acct 7000), must equal Other Uses (BudgetSum 2-3 - Acct. 8000).	
Estimated Beginning Fund Balance July, 1 2018 for all Funds (Cells C3 - K3) (Line must have a number or zero. Do not leave blank.)	OK
Transfer Among Funds (Funds 10, 20, 40 - Acct 7130 - Cells C29, D29, F29), must equal (Funds 10, 20 & 40 - Acct 8130 - Cells C52, D52, F52).	OK
Transfer of Interest (Funds 10 thru 90 - Acct 7140 - Cells C30:K30), must equal (Funds 10 thru 60, & 80 - Acct 8140 - Cells C53:H53, J53).	OK
Transfer to Debt Service to Pay Principal on Capital Leases (Fund 30 - Acct 7400 - Cell E39) must equal (Funds 10, 20 & 60 - Acct 8400 Cells C57:H60).	OK
Transfer to Debt Service to Pay Interest on Capital Leases (Fund 30 - Acct 7500 - Cell E40) must equal (Funds 10, 20 & 60 - Acct 8500 - Cells C61:H64).	OK
Transfer to Debt Service Fund to Pay Principal on Revenue Bonds (Fund 30 - Acct 7600 - Cell E41) must equal (Funds 10 & 20 - Acct 8600 - Cells C65:D68).	OK
Transfer to Debt Service to Pay Interest on Revenue Bonds (Fund 30 - Acct 7700 - Cell E42) must equal (Funds 10 & 20 - Acct 8700 - Cells C69:D72).	OK
Transfer to Capital Projects Fund (Fund 60 - Acct 7800 - Cell H43) must equal (Fund 10 & 20, Acct 8800 - Cells C73:D76).	OK
3. Summary of Cash Transactions: Beginning Cash Balance on Hand July 1, 2018, (CashSum 4, All Funds), cannot be negative.	
Educational (Fund 10 - Cell C3)	OK
Operations & Maintenance (Fund 20 - Cell D3)	OK
Debt Service (Fund 30 - Cell E3)	OK
Transportation (Fund 40 - Cell F3)	OK
Municipal Retirement/Social Security (Fund 50 - Cell G3)	OK
Capital Projects (Fund 60 - Cell H3)	OK
Working Cash (Fund 70 - Cell I3)	OK
Tort (Fund 80 - Cell J3)	OK
Fire Prevention & Safety (Fund 90 - Cell K3)	OK
4. Summary of Cash Transactions: Ending Cash Balance on Hand June 30, 2019, (Page CashSum 4 - All Funds), cannot be negative.	
Educational (Fund 10 - Cell C21)	OK
Operations & Maintenance (Fund 20 - Cell D21)	OK
Debt Service (Fund 30 - Cell E21)	OK
Transportation (Fund 40 - F21)	OK
Municipal Retirement/Social Security (Fund 50 - Cell G21)	OK
Capital Projects (Fund 60 - H21)	OK
Working Cash (Fund 70 - Cell I21)	OK
Tort (Fund 80 - Cell J21)	OK
Fire Prevention & Safety (Fund 90 - Cell K21)	OK
5. Summary of Cash Transactions: Other Receipts, (Page CashSum 4), must equal Other Disbursements, (Page CashSum 4).	
Interfund Loans Payable (Funds 10:60, 80, 90 - Acct 411 - Cells C6:H6, J6:K6) must equal Interfund Loans Receivable (Funds 10:20, 40, 70 - Acct 141 - Cells C15:D15, F15, I15).	OK
Interfund Loans Receivable (Funds 10, 20, 40 & 70 - Acct 141 - Cells C7:D7, F7, I7) must equal Interfund Loans Payable (Funds 10:60, 80, 90 - Acct 411 - Cells C16:H16, J16, K16).	OK

End of Balancing